







**POWDER**







**DRY CHEMICAL POWDER**  
FIRE EXTINGUISHER (STORED PRESSURE TYPE)

**INSTRUCTIONS**

<p>1. Check the pressure gauge needle is in the green zone.</p> 	<p>2. Hold upright &amp; pull out safety pin.</p> 
<p>3. Point the extinguisher hose at the base of fire.</p> 	<p>4. Move in sweeping.</p> 

**SUITABLE FOR CLASSES OF FIRE:**

<p><b>A</b></p>  <p>TYPE 'A' FIRE WOOD, PAPER, RUBBER, CLOTHING, ETC.</p>	<p><b>B</b></p>  <p>TYPE 'B' FLAMMABLE LIQUIDS SUCH AS PETROL, OIL, KEROSENE, GREASE, ALCOHOL, ETC.</p>	<p><b>C</b></p>  <p>TYPE 'C' FIRE LIVE ELECTRICALS &amp; WELDING GAS &amp; ELECTRICAL FIRE ETC.</p>	<p><b>E</b></p>  <p>ELECTRICALLY CHARGED PANELS</p>
--	--	--	--

**RECHARGE**  
The extinguisher should be recharged by a qualified person only. Do not attempt to recharge it yourself. Carry it to a qualified person for recharging. Do not use it for anything other than fire fighting. Do not use it for anything other than fire fighting. Do not use it for anything other than fire fighting.

**MAINTENANCE**  
Check the pressure gauge needle is in the green zone. Check the hose for any damage. Check the nozzle for any blockage. Check the extinguisher for any damage. Check the extinguisher for any damage. Check the extinguisher for any damage.

**MANUFACTURER**  
**RONAK INDIA PRIVATE LIMITED**  
Factory: Park Road, Sector 10, Gurgaon, Haryana, India. Phone: 01299-421111. Email: info@ronakindia.com







